

SERRATURA FERROGLIETTO - MANO DX

Cilindro fisso Ø 25x50 mm.

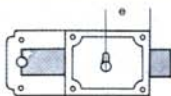
Completo di ghiera e bocchetta (incontro)

RIM DEAD LOCK - RIGHT HAND

Fixed Cylinder Ø 25x50 mm.

Complete with rosette and counter-part

ART. ITEM	Entrata Enter (e)	Mandate Throws	 = Kg.
4 - MANDATE - THROWS			
1350/404	40	4	3 = 2,500
1350/504	50	4	3 = 2,500
1350/604	60	4	3 = 2,500
6 - MANDATE - THROWS			
1350/406	40	6	2 = 2,360
1350/506	50	6	2 = 2,360
1350/606	60	6	2 = 2,360



SERRATURA FERROGLIETTO - MANO DX

Cilindro staccato


Completo di bocchetta (incontro)

RIM DEAD LOCK - RIGHT HAND

Detached Cylinder

Complete with counter-part

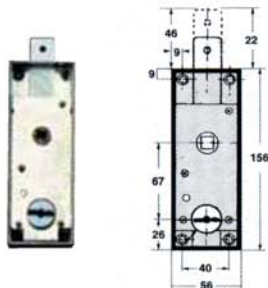
ART. ITEM	Entrata Enter (e)	Mandate Throws	 = Kg.
4 - MANDATE - THROWS			
1360/404	40	4	3 = 2,500
1360/504	50	4	3 = 2,500
1360/604	60	4	3 = 2,500
6 - MANDATE - THROWS			
1360/406	40	6	2 = 2,375
1360/506	50	6	2 = 2,375
1360/606	60	6	2 = 2,375



SERRATURA PER PORTE BASCULANTI A CILINDRO EUROPEO
 LOCK FOR UP-AND-OVER DOORS WITH EUROPEAN HALF-CYLINDER

Cilindro profilato da 22-10-5=37 mm. Chiusura superiore. Interasse 70. Quadro 8. Mandata 23 mm.
 Profile cylinder size 22-10-5=37 mm. Upper fastening. Centers 70. Hole 8. 23 mm. throw.

ART.	
ITEM.	
1370	



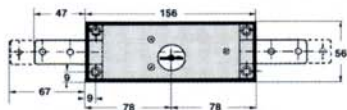
CHIAVE A DOPPIA MAPPA. Chiusura superiore. Interasse 67. Quadro 8. Mandata 22 mm.
 DOUBLE BIT KEY. Upper fastening. Centers 67. Hole 8. 22 mm. throw.

ART.	
ITEM.	
1375	

SERRATURE PER SERRANDE DOPPIA MAPPA
 SHUTTER SAFETY LOCKS DOUBLE BIT KEY



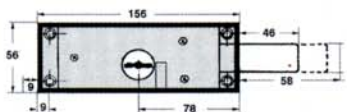
CHIUSURA CENTRALE. Chiave a doppia mappa. Mandata 20 mm. Perni smontati.
 CENTRAL TYPE. Double bit key 20 mm. Unassembled spurs.



ART.	
ITEM.	
1380	



CHIUSURA LATERALE DESTRA-SINISTRA. Chiave a doppia mandata. Mandata 22 mm.
 SIDE TYPE-RIGHT - LEFT. Double bit key 22 mm. throw. Unassembled spurs.

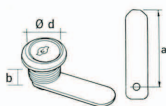


ART.	
ITEM.	
1385	
1390	Coppia serrature chiusure laterali destra/sinistra a chiavi uguali. Pair of side type shutter locks keyed alike. Paire de serrures avec pènes latéraux droite/gauche même variure.



NEW

CILINDRO PER ARMADI E CASELLARI
A RICHIESTA ESECUZIONI SPECIALI
CASE AND CABINET LOCK CYLINDER
SPECIAL EXECUTIONS ON REQUEST



SERRATURE PER USO UNIVERSALE

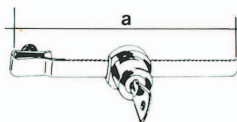
Rotazione 180° - Chiave estraibile in 2 posizioni

LOCKS FOR UNIVERSAL USE

180° rotation - Key taking-off in two positions

ART. ITEM.	a	Ø d	b	=Kg.	=Kg.
1213	mm. 47	19	13	1=0,072	10=0,720
1217	mm. 47	19	16	1=0,072	10=0,720
1220	mm. 47	19	20	1=0,072	10=0,720
1225	mm. 47	19	27	1=0,072	10=0,720
1230	mm. 47	19	32	1=0,072	10=0,720
1237	mm. 45		20	1=0,072	10=0,720
1238	mm. 45		25	1=0,072	10=0,720

Per la riproduzione usare chiavi originali F.T.

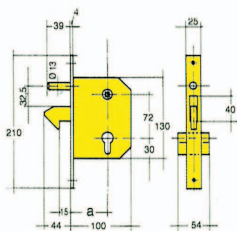



SERRATURA SCORREVOLE A CREMAGLIERA CON SCATTO PER CRISTALLO

SLIDING RACK-SPRINGLOCK FOR GLASS DOORS

ART. ITEM	a	= Kg.	= Kg.
1400	mm. 140	1 = 0,112	12 = 1,344

Per la riproduzione usare chiavi originali F.T. oppure Silca SM1.

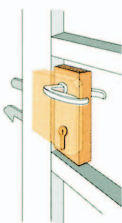
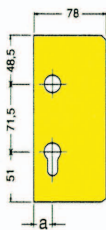



SERRATURA A GANCIO PER CANCELLI SCORREVOLI COMPLETA DI CILINDRI
 LOCK FOR SLIDING GATES COMPLETE WITH CYLINDER

Finitura: acciaio zincato.

Finishin: galvanized steel.

ART. ITEM.		a		
1480	mm	60	serratura	



SCATOLE COPRISERRATURE A GANCIO

COVER BOX FOR LOCK

ART. ITEM.		a		
1485	mm	10	per tubolare da 50	
1486	mm	20	per tubolare da 40	